Maxtell
LED Display Company

H2

Video Wall Splicer



Specifications

Change History

Document Version	Release Date	Description
V1.15.0	2025-06-20	• Added the descriptions of the following cards: – H_4xfiber input card – H_4xfiber input card-M – H_1xHDMI2.1+1xDP1.4 input card – H_4xfiber sending card-M • Deleted the descriptions of the following cards: – H_2xfiber input card-M – H_2xfiber input card
V1.14.0	2024-09-14	• Added the descriptions of the following cards: – H_1xNDI input card – H_2xHDMI2.0+2xDP1.2 input card – H_2xHDMI2.0 input card
V1.13.0	2024-05-27	Added the description of the H_1xST2110 input card.
V1.12.0	2024-01-31	• Added the descriptions of the following cards: – H_1x12G SDI output card – H_2xfiber input card • Updated the specification of the H_2xRJ45 IP input card. • Updated the appearances of the following cards: – H_4xHDMI input card – H_1xDP1.2 input card – H_1xHDMI2.0+1xDP1.2 input card – H_1xHDMI2.0 input card – H_2xDP1.1 input card

Introduction

The H2 is maxtell's newest generation of video wall splicer, featuring excellent image quality and designed especially for fine-pitch LED screens. The H2 can work as splicing processors that integrate both video processing and video control capabilities, or work as pure splicing processors. The whole unit adopts a modular and plug-in design, and allows for flexible configuration and hot swapping of input and output cards. Thanks to excellent features and stable performance, the H2 can be widely used in a variety of applications, such as energy and power, water conservancy and hydrology, meteorologic earthquake prediction, enterprise management, metallurgy of steel, banking and finance, public security traffic management, exhibitions and presentations, production scheduling, radio and television, educational and scientific research, as well as stage rental applications.

Based on the powerful hardware FPGA system architecture, with a modular and plug-in design, the H2 features a stable and highly efficient pure hardware architecture, and provides a variety of connector modules for flexible and personalized configuration, allowing for easy maintenance and low failure rate. The H2 provides the industry-standard input connectors, including HDMI, DVI, DP, VGA, CVBS, SDI and IP, and supports 10-bit video source input and processing, as well as 4K high-definition inputs and outputs. The H2 also provides three kinds of LED 4K sending cards, allowing for the backup between the OPT ports and Ethernet ports as well as ultra-long distance transmission. Moreover, the H2 supports multi-screen and multi-layer management, input and output EDID management and monitoring, input source renaming, BKG and OSD settings and more, bringing you a rich image construction experience.

In addition, the H2 adopts the B/S architecture and supports cross-platform, cross-system access and control without the need to install an application program. On a Windows, Mac, iOS, Android or Linux platform, online collaboration of multiple users is supported and the Web page response speed is very fast, which greatly improves on-site setup efficiency. What's more, the H2 supports online firmware update, allowing for easy hardware update on a PC.

Certifications

CCC, CE, FCC, IC, RCM, UKCA, KC, CMIM, CB, UL, PSE

If the product does not have the relevant certifications required by the countries or regions where it is to be sold, please contact maxtell to confirm or address the problem. Otherwise, the customer shall be responsible for the legal risks caused or maxtell has the right to claim compensation.

Features

Modular and plug-in design, free combination at your will

- Three kinds of LED 4K sending cards
  - H_20xRJ45 sending card loads up to 13,000,000 pixels.
  - H_16xRJ45+2xfiber sending card loads up to 10,400,000 pixels and provides two OPT ports that copy the outputs on Ethernet ports.
  - H_4xfiber sending card loads up to 20,800,000 pixels and supports three working modes, including independent, copy and backup.
  - The H_4xfiber sending card cannot be used together with the H_20xRJ45 sending card or H_16xRJ45+2xfiber sending card to load the same screen.
- Multi-capacity input on a single card slot
  - 4x 2K×1K@60Hz
  - 2x 4K×1K@60Hz
  - 2x 4K×2K@60Hz
  - 1x 4K×2K@120Hz
- Simple screen configuration using a single card and connector
- Online status monitoring of all input and output cards
- Hot-swappable input and output cards
- H_2xRJ45 IP input card supports up to 512 IP camera inputs and input mosaic.
- Auto decryption of HDCP-encrypted sources
- Decimal frame rates supported
- HDR10 and HLG processing

Multi-screen management for centralized control

- Each screen can have its own output resolution.
- Output mosaic

Adopts the frame synchronization technology, which ensures all the output connectors output

the image synchronously, and the image is complete and played smoothly, without any stuck, frame loss, tearing or piecing.

- Irregular screen configuration

  Supports irregular rectangle mosaic without any limitations.

- Input source grouping management
- Eye saver mode

  Display the image in a warmer but less bright way to relieve eye strain.

- LCD bezel compensation
- Multi-screen management and operations

  Centralized management of multiple screens, such as preset group management, freezing, FTB, screen locking and brightness adjustment

- Configure signal source playback and use the source playback group as a layer source.

Diverse display possibilities for flexible configuration

- Multi-layer display

  A single card supports 16x 2K layers, 8x DL layers, 4x 4K layers or 2x 8K layers.

  All layers support cross-connector output and the layer quantity is not reduced for cross-connector output.

- High-definition scrolling text

  Customize the scrolling text content, such as slogans or notification messages, and set the text style, scrolling direction and speed.

- Various OSD options, including static text OSD, dynamic text OSD, weather OSD and clock OSD

  OSD settings on a single screen and adjustable OSD transparency

- Up to 2,000 presets

  Fade effect and seamless switching supported, less than 60ms preset switching duration

- Scheduled playback of preset playlist

  Set whether to add the presets to playlist, which is ideal for monitoring, exhibitions, presentations, and other applications.

- BKG settings

  BKG images do not occupy the layer resources.

  Max width×height of a BKG image ≤ 64KK

- Channel logo management

  Set a text or image logo for identifying the input source.

- Input source cropping and renaming after cropping

  Crop any input source image and form a new input source after cropping.

- HDR and 10-bit video processing, allowing for a more exquisite and clear image
- Color adjustment

  Output connector color and screen color adjustable, including the brightness, contrast, saturation, hue and Gamma

- XR scenario control
- 3D function

  Work with maxtell's 3D emitter – EMT200 to enjoy the 3D visual effect.

- Low latency

  Reduce the latency from the input source to the receiving card to as low as 1 frame.

Web-page control, easy, friendly and convenient

- Web control

  Real-time response and 1000M/100M self-adaptive network control, allowing for multi-user collaboration

- Monitoring of inputs and outputs on Web page
- Firmware update on Web page
- Ark Visualized Management and Control Platform app control on pad device
- LCD menu control

Status monitoring for better stability and reliability

- Self-test for fault detection
- Auto monitoring and alarms

  Supports hardware monitoring, such as fan rotation speed, module temperature and voltage, running status, and sends fault alarms if necessary.

- Backup design
  - Backup between devices
  - Backup between input sources
  - Backup between LED 4K sending cards

Appearance

Front Panel



*The picture shown is for illustration purpose only. Actual product may vary due to product enhancement.

Notes:

- This product can only be placed horizontally. Do not mount vertically or upside-down.
- The product can be mounted in a standard 19-inch rack capable of withstanding at least four times the total weight of the mounted equipment. Four M5 screws should be used to fix the product.

Name	Description
LCD screen	Displays the device status and monitoring information.

Rear Panel



*The picture shown is for illustration purpose only. Actual product may vary due to product enhancement.

Notes:

- The silkscreen marking "I-x" or "I/x" indicates the slot is dedicated to the input card. "I" stands for input and "x" stands for the slot number. For example, "I-1" indicates this slot is the 1st input slot and for installing an input card only.
- The silkscreen marking "O-x" or "O/x" indicates the slot is dedicated to the output card. "O" stands for output and "x" stands for the slot number. For example, "O-10" indicates this slot is the 10th output slot and for installing an output card only.
- The silkscreen marking "$\frac{\text{I-x}}{\text{MVR}}$" indicates the slot can accept an input card or preview card.

Input Card	
H_4xDVI input card	 Support for single link and dual link input modes, 10-bit input source and 144Hz input HDCP 1.4 compliant Does not support interlaced signal input. ● Single link mode:

	– Four DVI connectors are all used for input. – Each connector supports the maximum resolution of 2048×1152@60Hz and the minimum resolution of 800×600@59.94Hz. – Custom resolutions: Max. width: 2560 pixels (2560×983@60Hz) Max. height: 2560 pixels (884×2560@60Hz) ● Dual link mode: – Connectors 2 and 4 are used for input, and connectors 1 and 3 are unavailable. – Each connector supports the maximum resolution of 3840×1080@60Hz and the minimum resolution of 800×600@59.94Hz. – Custom resolutions: Max. width: 3840 pixels (3840×1202@60Hz) Max. height: 3840 pixels (1092×3840@60Hz) Status LEDs: ● On: The input source is accessed normally. ● Off: No input source is accessed or the input source is abnormal. Specifications: ● Weight: 550 g ● Dimensions: 193 mm × 247.12 mm × 21.15 mm ● Power consumption: 9.4 W
H_4xHDMI input card	 Support for 10-bit input source, embedded audio and 144Hz input Does not support interlaced signal input. For HDMI 1.3 inputs: ● Four connectors are all used for input. ● Each connector supports the maximum resolution of 2048×1152@60Hz, and the minimum resolution of 800×600@59.94Hz. ● Custom resolutions: Max. width: 2560 pixels (2560×983@60Hz) Max. height: 2560 pixels (884×2560@60Hz) ● HDCP 1.4 compliant For HDMI 1.4 inputs: ● Two HDMI 1.4 connectors are used for input, but two HDMI 1.3 connectors are unavailable. ● Each connector supports the maximum resolution of 3840×1080@60Hz and the minimum resolution of 800×600@59.94Hz. ● Custom resolutions: Max. width: 3840 pixels (3840×1202@60Hz) Max. height: 3840 pixels (1092×3840@60Hz) ● HDCP 1.4 compliant Status LEDs: ● On: The input source is accessed normally. ● Off: No input source is accessed or the input source is abnormal. Specifications: ● Weight: 550 g

	• Dimensions: 193 mm × 247.12 mm × 21.15 mm • Power consumption: 9.3 W
H_1xHDMI2.0+1xDP1.2 input card	 **Only one connector can be used each time**. Set to use which connector on the Web page. The default option is HDMI 2.0 connector. Support for embedded audio and 144Hz input Does not support interlaced signal input. • 1x HDMI 2.0 – Backward compatible with HDMI 1.4 and HDMI 1.3 – Supports the maximum resolution of 3840×2160@60Hz and the minimum resolution of 800×600@59.94Hz. – HDCP 2.2 compliant – Custom resolutions: Max. width: 4092 pixels (4092×2263@60Hz) Max. height: 4095 pixels (2188×4095@60Hz) • 1x DP 1.2 – Backward compatible with DP 1.1 – Supports the maximum resolution of 4096×2160@60Hz or 8192×1080@60Hz and the minimum resolution of 800×600@59.94Hz. – HDCP 2.2 compliant – Custom resolutions: Max. width: 8192 pixels (8192×1152@60Hz) Max. height: 4095 pixels (2188×4095@60Hz) Status LEDs: • On: The input source is accessed normally. • Off: No input source is accessed or the input source is abnormal. Specifications: • Weight: 550 g • Dimensions: 193 mm × 247.12 mm × 21.15 mm • Power consumption: 9.6 W
H_2xHDMI2.0+2xDP1.2 input card	 Two group inputs, each group with 1x HDMI 2.0 and 1x DP1.2 connector **Only one connector of each group can be used each time.** Set to use which connector on the Web page. The default option is HDMI 2.0 connector. Does not support interlaced signal input. • 2x HDMI 2.0 – Backward compatible with HDMI 1.4 and HDMI 1.3 – Supports the maximum resolution of 3840×2160@60Hz and the minimum resolution of 800×600@59.94Hz. – HDCP 2.2 compliant – Supports embedded audio.

	– Supports 144Hz input. – Custom resolutions: Max. width: 4092 pixels (4092×2263@60Hz) Max. height: 4095 pixels (2188×4095@60Hz) ● 2x DP1.2 – Backward compatible with DP 1.1 – Supports the maximum resolution of 4096×2160@60Hz or 8192×1080@60Hz and the minimum resolution of 800×600@59.94Hz. – HDCP 2.2 compliant – Supports embedded audio. – Supports 144Hz input. – Custom resolutions: Max. width: 8192 pixels (8192×1152@60Hz) Max. height: 4095 pixels (2188×4095@60Hz) Status LEDs: ● On: The input source is accessed normally. ● Off: No input source is accessed or the input source is abnormal. Specifications: ● Weight: 550 g ● Dimensions: 193 mm × 247.12 mm × 21.15 mm ● Power consumption: 9.8 W
H_2xRJ45 IP input card	 2x RJ45 Gigabit Ethernet ports ● Supported protocols: RTSP, GB28181 and ONVIF ● Supported coding formats for IPC videos: H.264 and H.265 ● Supports decoding of video streaming provided by the encoder. – Supports decoding of unicast video streaming. – Supports decoding of 8-bit H.264/H.265 YUV420 videos of I-frames and P-frames. ● Single card decoding capability: – 4x 4K×2K – 8x 4K×1K – 16x 2K×1K – 64x D1 ● DHCP compliant Specifications: ● Weight: 550 g ● Dimensions: 193 mm × 247.12 mm × 21.15 mm ● Power consumption: 11.5 W
H_4x3G SDI input card	 4x 3G-SDI ● Backward compatible with HD-SDI and SD-SDI ● Supports ST-424 (3G), ST-292 (HD) and SMPTE 259 SD.

	• Each connector supports the maximum resolution of 1920×1080@60Hz. • Supports 1080i/576i/480i de-interlacing processing. Status LEDs: • On: The input source is accessed normally. • Off: No input source is accessed or the input source is abnormal. Specifications: • Weight: 550 g • Dimensions: 193 mm × 247.12 mm × 21.15 mm • Power consumption: 12.6 W
H_2xCVBS+2xVGA input card	 2x VGA • Each connector supports the maximum resolution of 1920×1200@60Hz. • Does not support interlaced signal input. 2x CVBS • Supports PAL and NTSC. • Supports interlaced signal input. Status LEDs: • On: The input source is accessed normally. • Off: No input source is accessed or the input source is abnormal. Specifications: • Weight: 550 g • Dimensions: 193 mm × 247.12 mm × 21.15 mm • Power consumption: 9.3 W
H_4xVGA input card	 4x VGA • Each connector supports the maximum resolution of 1920×1200@60Hz. • Does not support interlaced signal input. Status LEDs: • On: The input source is accessed normally. • Off: No input source is accessed or the input source is abnormal. Specifications: • Weight: 550 g • Dimensions: 193 mm × 247.12 mm × 21.15 mm • Power consumption: 16.2 W
H_2xDP1.1 input card	 2x DP1.1 • Each connector supports the maximum resolution of 3840×1080@60Hz or 3840×2160@30Hz and the minimum resolution of 800×600@59.94Hz. • Custom resolutions: – Max. width: 3840 pixels (3840×1202@60Hz)

	– Max. height: 3840 pixels (1092×3840@60Hz) ● Supports 8-bit and 10-bit inputs. ● HDCP 1.3 compliant. ● Supports embedded audio. ● Supports 144Hz input. ● Does not support interlaced signal input. Status LEDs: ● On: The input source is accessed normally. ● Off: No input source is accessed or the input source is abnormal. Specifications: ● Weight: 550 g ● Dimensions: 193 mm × 247.12 mm × 21.15 mm ● Power consumption: 11.5 W
H_1xDP1.2 input card	 1x DP 1.2 ● Backward compatible with DP 1.1 ● Each connector supports the maximum resolution of 4096×2160@60Hz or 8192×1080@60Hz and the minimum resolution of 800×600@59.94Hz. ● Custom resolutions: – Max. width: 8192 pixels (8192×1146@60Hz) – Max. height: 4095 pixels (2188×4095@60Hz) ● HDCP 2.2 compliant. ● Supports embedded audio. ● Supports 144Hz input. ● Does not support interlaced signal input. Status LEDs: ● On: The input source is accessed normally. ● Off: No input source is accessed or the input source is abnormal. Specifications: ● Weight: 550 g ● Dimensions: 193 mm × 247.12 mm × 21.15 mm ● Power consumption: 9.4 W
H_1x12G SDI input card	 ● 1x 12G-SDI IN – Backward compatible with 6G-SDI, 3G-SDI, HD-SDI and SD-SDI – Supports ST-2082-1 (12G), ST-2081-1 (6G), ST-424 (3G), ST-292 (HD) and SMPTE 259 SD. – Each connector supports the maximum resolution of 4096×2160@60Hz. – Supports 1080i/576i/480i de-interlacing processing. – Does not support input resolution and bit depth settings. ● 1x 12G-SDI LOOP Loop out the 12G-SDI signal. ● Status LEDs: – On: The input or loop output is connected normally.

	– Off: No input or loop output is connected or the input or loop output is abnormal. Specifications: ● Weight: 550 g ● Dimensions: 193 mm × 247.12 mm × 21.15 mm ● Power consumption: 12 W
H_2xHDMI2.0 input card	 2x HDMI 2.0 ● Backward compatible with HDMI 1.4 and HDMI 1.3 ● Each connector supports the maximum resolution of 3840×2160@60Hz and the minimum resolution of 800×600@59.94Hz. ● Two 4K inputs can be connected at the same time. ● HDCP 2.2 compliant. ● Supports embedded audio. ● Supports 144Hz input. ● Custom resolutions: – Max. width: 4092 pixels (4092×2263@60Hz) – Max. height: 4095 pixels (2188×4095@60Hz) ● Status LEDs: – On: The input source is accessed normally. – Off: No input source is accessed or the input source is abnormal. ● Does not support interlaced signal input. Specifications: ● Weight: 550 g ● Dimensions: 193 mm × 247.12 mm × 21.15 mm ● Power consumption: 9.6 W
H_1xHDMI2.0 input card	 1x HDMI 2.0 ● Backward compatible with HDMI 1.4 and HDMI 1.3 ● Each connector supports the maximum resolution of 3840×2160@60Hz and the minimum resolution of 800×600@59.94Hz. ● HDCP 2.2 compliant. ● Supports embedded audio. ● Supports 144Hz input. ● Custom resolutions: – Max. width: 4092 pixels (4092×2263@60Hz) – Max. height: 4095 pixels (2188×4095@60Hz) ● Status LEDs: – On: The input source is accessed normally. – Off: No input source is accessed or the input source is abnormal. ● Does not support interlaced signal input. Specifications: ● Weight: 550 g

	• Dimensions: 193 mm × 247.12 mm × 21.15 mm • Power consumption: 9.3 W
H_2xAudio input+2xAudio output card	 Single channel: 4x phoenix audio inputs, 4x phoenix audio outputs Dual channel: 2x phoenix audio inputs, 2x phoenix audio outputs • Audio sampling rate: 48 kHz • When the single channel balanced audio is used as the audio source, both the input and output audio channels are four. • When the dual channel balanced audio is used as the audio source, both the input and output channels will be halved. • Output the embedded audio of the video input connector and the audio of the audio input card. • Output volume adjustment and one-click mute function supported • Switching between the single channel and dual channel • Audio output delay supported Specifications: • Weight: 550 g • Dimensions: 193 mm × 247.12 mm × 21.15 mm • Power consumption: 6 W **Note:** If you want to output the embedded audio, please select the layer opened by the input card with the silkscreen marking .
H_4xHDBaseT input card	 4x RJ45 Gigabit Ethernet ports Support for single link and dual link input modes, and embedded audio • Single link input: – Four connectors are all available for input. – Each connector supports the maximum resolution of 1920×1080@60Hz and the minimum resolution of 800×600@59.94Hz. – Custom resolution: Max. width: 2560 pixels (2560×983@60Hz) Max. height: 2560 pixels (884×2560@60Hz) – HDCP 1.4 compliant • Dual link input: – Connector 2 and 4 are available for input. – Each connector supports the maximum resolution of 3840×2160@30Hz and the minimum resolution of 800×600@59.94Hz. – Custom resolution: Max. width: 3840 pixels (3840×1202@60Hz) Max. height: 3840 pixels (1092×3840@60Hz) – HDCP 1.4 compliant

	Status LEDs: ● Green: Indicating the input source access status – On: The input source is accessed normally. – Off: No input source is accessed. ● Yellow: Indicating the input source status – On: The input source is normal. – Off: The input source has no signal or the input source is abnormal. – Flashing: The connector is in communication. Specifications: ● Weight: 500 g ● Dimensions: 193 mm × 247.12 mm × 21.15 mm ● Power consumption: 39 W
● H_4xfiber input card ● H_4xfiber input card-M	 4x 10G OPT ports ● Each connector supports the maximum resolution of 4096×2160@30Hz. ● Each connector supports up to 2x SL inputs or 1x DL input. ● Suppports input mosaic. ● Supports two input modes: independent and mosaic modes. ● Supports automatic identification of input source resolution and color space. ● Supports 144Hz input. ● The optical module supports SFP+ encapsulation. The supported module specifications include the followings: – Multi-mode optical module: 10G SFP+ SR optical module – Single-mode optical module: 10G SFP+ LR optical module ● Input resolution settings are not allowed. ● In **Independent** mode, only two OPT ports (either OPT 1~2 or OPT 3~4) can be used for SL input. Status LEDs: ● On: The corresponding port has a signal. ● Off: The corresponding port has no signal. Specifications: ● Weight: 500 g ● Dimensions: 193 mm × 247.12 mm × 21.15 mm ● Power consumption: 42 W **Notes:** ● For the H_4xfiber input card, four 10G SFP+ LR optical modules are included with the card and are already installed into the OPT ports. ● For the H_4xfiber input card-M, four 10G SFP+ SR optical modules are included with the card and are already installed into the OPT ports.
H_1xST2110 input card	 2x 25G OPT ports ● OPT 1 is used for primary input. ● OPT 2 serves as the backup of OPT 1. ● The primary input supports SMPTE ST 2110 (-10, 20) and SMPTE 2059 (-1, -2)

	standards. • The backup input supports SMPTE 2022-7 standard. • Supports VESA standard video inputs with the maximum resolution of 4096×2160@60Hz • Supports 8-bit/10-bit 4:4:4/4:2:2 inputs. • Supports automatic identification of input source resolution and color space. • Supports loading video stream configuration by SDP file or directly inputting. • Supports BT.601/BT.709/BT.2020 inputs. • Supports data transmission via 25 GbE IEEE 802.3cc (25GBASE-LR) and 25 GbE IEEE 802.3by (25GBASE-SR) standards. • Supports IGMPv2 and IGMPv3 multicast protocols. • Supports IPv4 dynamic addressing of the connector IP address and transmission of the static IP address. • Input resolution settings are not allowed. • Does not support interlaced signal inputs. Status LEDs: • On: The corresponding port has a signal. • Off: The corresponding port has no signal. Specifications: • Weight: 500 g • Dimensions: 193 mm × 247.12 mm × 21.15 mm • Power consumption: 42 W **Notes:** • As it takes time for the connector to obtain the image, please do not repeatedly plug and unplug the connector in a short period of time. • Two 25G optical modules are included with the card and are already installed into the OPT ports.
H_1xNDI input card	 1x RJ45 Gigabit Ethernet input • Supports 8-bit YUV4:2:2 or YUV4:2:0 input decoding. • Single card decoding capability: – 4x 2K×1K@60Hz – 2x 4K×1K@60Hz – 1x 4K×2K@60Hz • Supports input source cropping. • DHCP supported • Supports video decoding in Full NDI format. • Does not support standard and custom resolution settings for the input source. Status LEDs: • Green: Indicating the input source access status – On: The input source is accessed normally. – Off: No input source is accessed. • Yellow: Indicating the input source status – On: The input source is normal. – Off: The input source has no signal or the input source is abnormal. – Flashing: The connector is in communication. Specifications:

	• Weight: 500 g • Dimensions: 193 mm × 247.12 mm × 21.15 mm • Power consumption: 42 W
H_1xHDMI2.1+1xDP1.4 input card	 **Only one connector can be used each time**. Set to use which connector on the Web page. The default option is DP 1.4 connector. Support for 144Hz input Support for connector capacity configuration, including SL, DL, 4K and 8K Does not support interlaced signal input. • 1x HDMI 2.1 – Backward compatible with HDMI 2.0, HDMI 1.4 and HDMI 1.3 – Supports the maximum resolution of 8192×4320@30Hz and the minimum resolution of 800×600@59.94Hz. – HDCP 2.3 compliant – Supports embedded audio input, with audio sampling rate of 48kHz. – Custom resolutions: Max. width: 8192 pixels (8192×2304@60Hz) Max. height: 8192 pixels (2188×8192@60Hz) • 1x DP1.4 – Backward compatible with DP 1.2 and DP 1.1 – Supports the maximum resolution of 8192×4320@30Hz and the minimum resolution of 800×600@59.94Hz – Supports embedded audio input, with audio sampling rate of 48kHz. – HDCP 2.3 compliant – Custom resolutions: Max. width: 8192 pixels (8192×2304@60Hz) Max. height: 8192 pixels (2188×8192@60Hz) Status LEDs: • On: The input source is accessed normally. • Off: No input source is accessed or the input source is abnormal. Specifications: • Weight: 550 g • Dimensions: 193 mm × 247.12 mm × 21.15 mm • Power consumption: 17 W **Note:** To ensure stable transmission of 8K ultra HD images, it is recommended to use HDMI 2.1/DP 1.4 certified video cables.
H_STD I/O card	 **This card can be installed into the input card slots.** • 2x COM Programmable RS422/RS485/RS232 ports that are used to control the devices that

adopt RS422/RS485/RS232 protocol

- COM port pins are shown as below:

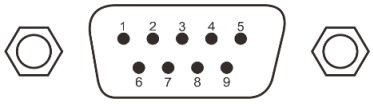

- Pin wirings are shown as below:

PIN	1	2	3	4	5	6	7	8	9
RS-232		RXD		TXD		GND			
RS-422	RXD-			TXD+	GND	RXD+		TXD-	
RS-485				A				B	

- 1x ETHERNET
  - Control the device that is connected to this card.
  - 10/100Mbps self-adaptive
  - TCP/IP protocol and UDP/IP protocol supported
- 3x I/O
  - Trigger the execution of the function requirements via programming.
  - Input and output modes supported
  - Pins 1, 2 and 3 can be set to either the input or output, and pin G is the common grounding pin for pins 1, 2 and 3.
- 3x RELAY OUT
  - Connect to the relay to control the power on and off of the connected device.
  - Voltage: 30 VDC, current: 3A at maximum
  - Six pins are divided into three groups, which can be connected or disconnected via programming.
- 3x IR OUT
  - Programmable infrared control supported
  - Pins 1, 2 and 3 are used for infrared emission, and pin G is the common grounding pin for pins 1, 2 and 3.

Specifications:

- Weight: 400 g
- Dimensions: 193 mm × 247.12 mm × 21.15 mm
- Power consumption: 1.2 W

Output Card

H_4xDVI output card



4x SL-DVI

Support for single output, dual link output and 144Hz output

- Single link output:
  - Four connectors are all available for output.
  - Each connector supports the maximum resolution of 2048×1152@60Hz.
  - Custom resolutions:
    Max. width: 2560 pixels (2560×972@60Hz)
    Max. height: 2560 pixels (884×2560@60Hz)
  - Supports 8-bit RGB 4:4:4/YCbCr 4:4:4/YCbCr 4:2:2 output.

	– Supports 10-bit YCbCr 4:4:4 output. ● Dual link output: – Connectors 2 and 4 are available for output. Connector 1 copies the output on connector 2, and connector 3 copies the output on connector 4. – Adopts HDMI 1.4 protocol. – Each connector supports the maximum resolution of 4096×2160@30Hz/3840×1080@60Hz. – Custom resolutions: Max. width: 4096 pixels (4096×1124@60Hz) Max. height: 4096 pixels (1014×4096@60Hz) – Supports 8-bit RGB 4:4:4/YCbCr 4:4:4/YCbCr 4:2:2 output. – Supports 10-bit YCbCr 4:4:4 output. Status LEDs: ● On: The output connector is connected normally. ● Off: The output connector is not connected. Specifications: ● Weight: 500 g ● Dimensions: 193 mm × 247.12 mm × 21.15 mm ● Power consumption: 22.9 W
H_4xHDMI output card	 4x HDMI 1.4 Support for single output, dual link output and 144Hz output ● Single link output: – Four connectors are all available for output. – Each connector supports the maximum resolution of 2048×1152@60Hz. – Custom resolutions: Max. width: 2560 pixels (2560×972@60Hz) Max. height: 2560 pixels (884×2560@60Hz) – Supports 8-bit RGB 4:4:4/YCbCr 4:4:4/YCbCr 4:2:2 output. – Supports 10-bit RGB 4:4:4/YCbCr 4:4:4 output. ● Dual link output: – Connectors 2 and 4 are available for output. Connector 1 copies the output on connector 2, and connector 3 copies the output on connector 4. – Each connector supports the maximum resolution of 4096×2160@30Hz/3840×1080@60Hz. – Custom resolutions: Max. width: 4096 pixels (4096×1124@60Hz) Max. height: 4096 pixels (1014×4096@60Hz) – Supports 8-bit RGB 4:4:4/YCbCr 4:4:4/YCbCr 4:2:2 output. – Supports 10-bit RGB 4:4:4/YCbCr 4:4:4 output. Status LEDs: ● On: The output connector is connected normally. ● Off: The output connector is not connected. Specifications: ● Weight: 500 g

	• Dimensions: 193 mm × 247.12 mm × 21.15 mm • Power consumption: 22.1 W
H_1xHDMI2.0 output card	 • 2x HDMI 2.0 – Connector 2 copies the output on connector 1. – The connector supports the maximum resolution of 8192×1080@60Hz/4096×2160@60Hz. – Custom resolutions: Max. width: 8192 pixels (8192×1146@60Hz) Max. height: 7680 pixels (1092×7680@60Hz) – Supports 8-bit or 10-bit RGB 4:4:4/YCbCr 4:4:4/YCbCr 4:2:2 output. – Supports 144Hz output. • Status LEDs: – On: The output connector is connected normally. – Off: The output connector is not connected. Specifications: • Weight: 500 g • Dimensions: 193 mm × 247.12 mm × 21.15 mm • Power consumption: 21 W
H_16xRJ45+2xfiber sending card	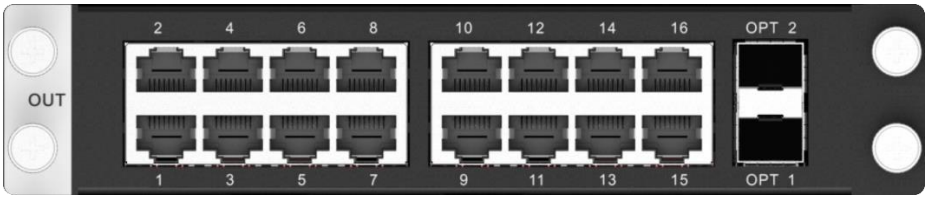 LED 4K sending card can load up to 10,400,000 pixels (max. width: 10,240 pixels, max. height: 10,240 pixels). **This card occupies two slots.** • 16x RJ45 Gigabit Ethernet outputs – Bit depth: 8-bit A single Ethernet port loads up to 650,000 pixels. – Bit depth: 10-bit A single Ethernet port loads up to 320,000 pixels. – Backup between Ethernet ports – Supports 144Hz output. • 2x OPT outputs – Support both SMF and MMF transmission. – OPT 1 copies and outputs the data on Ethernet ports 1–8. – OPT 2 copies and outputs the data on Ethernet ports 9–16. – Supports 144Hz output. Specifications: • Weight: 600 g • Dimensions: 193 mm × 247.12 mm × 41.25 mm • Power consumption: 34.2 W **Note:** For the optical module connected to the OPT port, you need to order or purchase separately.

H_20xRJ45 sending card	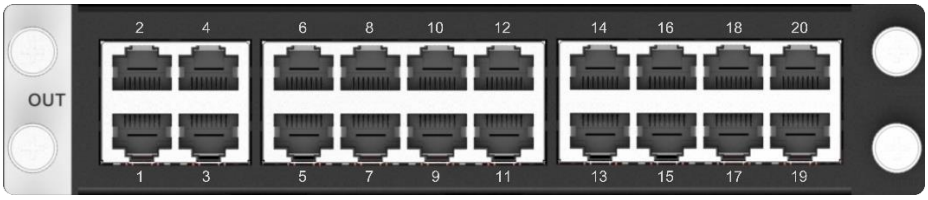 LED 4K sending card can load up to 13,000,000 pixels (max. width: 10,752 pixels, max. height: 10,752 pixels). **This card occupies two slots.** ● 20x RJ45 Gigabit Ethernet outputs – Bit depth: 8-bit A single Ethernet port loads up to 650,000 pixels. – Bit depth: 10-bit A single Ethernet port loads up to 320,000 pixels. ● Backup between Ethernet ports ● Supports 144Hz output. Specifications: ● Weight: 600 g ● Dimensions: 193 mm × 247.12 mm × 41.25 mm ● Power consumption: 40.1 W
● H_4xfiber sending card ● H_4xfiber sending card-M	 4x 10G OPT ports This card can load up to 20,800,000 pixels (max. width: 16,384 pixels, max. height: 16,384 pixels) ● Independent, copy and backup modes are supported. ● SM and MM optical modules are both supported, with a transmission distance of up to 10 km and 300 m respectively. ● Supports 8-bit and 10-bit outputs. ● Supports 144Hz output. ● The optical module supports SFP+ encapsulation. The supported module specifications include the followings: – Multi-mode optical module: 10G SFP+ SR optical module – Single-mode optical module: 10G SFP+ LR optical module ● The screen loaded by this card does not support the fade transition effect. **Independent** Four OPT ports are all used for output and have the same loading capacity. The loading capacity of one port is equal to that of 8 Ethernet ports. **Copy** OPT 1 and OPT 2 are used for main output. OPT 3 copies the output on OPT 1, while OPT 4 copies the output on OPT 2. **Backup** OPT 1 and OPT 2 are used for main output. OPT 3 serves as the backup of OPT 1, while OPT 4 serves as the backup of OPT 2. Specifications: ● Weight: 500 g ● Dimensions: 193 mm × 247.12 mm × 21.15 mm ● Power consumption: 39 W **Notes:** ● For the H_4xfiber sending card, four 10G SFP+ LR optical modules are included

	with the card and are already installed into the OPT ports. • For the H_4xfiber sending card-M, four 10G SFP+ SR optical modules are included with the card and are already installed into the OPT ports. • When the screen is loaded by the H_4xfiber sending card, NovaLCT V5.4.8 is required for screen configurations.
H_4x3G SDI output card	 4x 3G-SDI • Backward compatible with HD-SDI and SD-SDI output • Each connector supports the maximum resolution of 1920×1080@60Hz. • Supports 10-bit YCbCr 4:2:2 output. • Supports Level A format only. • The screen loaded by this card does not support the fade transition effect. • Supports the following standard output resolutions: – PAL: 720×576i@50Hz – NTSC: 720×480i@59.94Hz – 1920×1080i@50/59.94/60Hz – 1280×720p@23.98/24/25/29.97/30/50/59.94/60Hz – 1920×1080p@23.98/24/25/29.97/30/50/59.94/60Hz Specifications: • Weight: 500 g • Dimensions: 193 mm × 247.12 mm × 21.15 mm • Power consumption: 24 W
H_4xHDBaseT output card	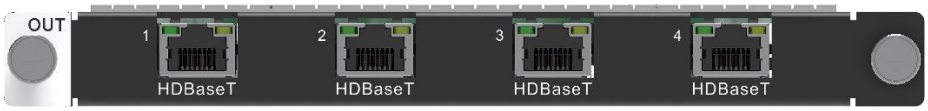 4x RJ45 Gigabit Ethernet ports Support for single link and dual link output modes This card does not support the fade transition effect. Supports the transmission distance up to 100m when Cat5e and Cat6 standard Ethernet cables are used. • Single link output: – Four connectors are all available for output. – Each connector supports the maximum resolution of 2048×1152@60Hz. – Custom resolution: Max. width: 2560 pixels (2560×983@60Hz) Max. height: 2560 pixels (884×2560@60Hz) – Supports 8-bit RGB 4:4:4/YCbCr 4:4:4/YCbCr 4:2:2 output. – Supports 10-bit RGB 4:4:4/YCbCr4:4:4 output. • Dual link input: – Connector 2 and 4 are available for output. Connector 1 copies the output on connector 2, and connector 3 copies the output on connector 4. – Each connector supports the maximum resolution of 4096×2160@30Hz/3840×1080@60Hz. – Custom resolution: Max. width: 4096 pixels (4096×1130@60Hz)

	Max. height: 4096 pixels (1014×4096@60Hz) – Supports 8-bit RGB 4:4:4/YCbCr 4:4:4/YCbCr 4:2:2 output. – Supports 10-bit RGB 4:4:4/YCbCr4:4:4 output. Status LEDs: ● Green (on), yellow (flashing): The backend device is connected via the Ethernet cable. ● Green (off), yellow (off): The backend device or Ethernet cable is not connected. Specifications: ● Weight: 500 g ● Dimensions: 193 mm × 247.12 mm × 21.15 mm ● Power consumption: 32 W
H_1x12G SDI output card	 1x 12G-SDI and 1x 12G-SDI (COPY) ● The 12G-SDI connector is used for primary output, and the other one copies the output on the 12G-SDI. ● Backward compatible with 6G-SDI, 3G-SDI, HD-SDI and SD-SDI ● Supports ST-2082-1 (12G), ST-2081-1 (6G), ST-424 (3G), ST-292 (HD) and SMPTE 259 SD. ● Each connector supports the maximum resolution of 4096×2160@60Hz. ● Supports 10-bit YCbCr 4:2:2 output. ● Custom output resolution settings are not allowed. ● Supports Level A format only. ● The screen loaded by this card does not support the fade transition effect. Specifications: ● Weight: 500 g ● Dimensions: 193 mm × 247.12 mm × 21.15 mm ● Power consumption: 20 W
H_2xRJ45+1xHDMI1.3 preview card	 ● 2x RJ45 Gigabit Ethernet outputs Connect to the network for monitoring the inputs and outputs. ● 1x HDMI 1.3 Connect to a monitor for displaying the monitoring information. Specifications: ● Weight: 500 g ● Dimensions: 193 mm × 247.12 mm × 21.15 mm ● Power consumption: 19.5 W
H_Control Card	
	
GENLOCK	Supports bi-level and tri-level.

	• IN: Accept the Genlock signal. • LOOP: Loop the Genlock signal.
ETHERNET	A Gigabit Ethernet port • Connect to the control PC for communication. • Connect to the router, switch or PC. • For Web control and NovaLCT screen configuration
USB 1 & USB 2	2x USB 2.0 • Update the device program. • Import or export the device configuration parameters. **Note:** The USB connectors cannot provide power for the connected devices.
COM	A serial port that adopts RS232 serial protocol Support for central control system The COM port uses an RJ45 port, and the wiring sequence follows the T568A standard. • IN: Accept the commands from the central control system for the control of H series devices. • OUT: Output the custom commands for the control of other devices. **Notes:** • The COM port cannot be connected to the network (router or switch) or LED cabinet (receiving card). • The COM OUT port cannot be used for device cascading control.
Power switch	• **–** / **ON**: Power on the device. • **O** / **OFF**: Power off the device.
Specifications	• Weight: 500 g • Dimensions: 193 mm × 247.12 mm × 21.15 mm • Power consumption: 6.2 W

Limitation On Use

- If the total layer quantity in the current preset or the preset to be switched exceeds 16x SL layers, 8x DL layers or 4x 4K layers, the fade transition effect is not supported, while the cut transition is enabled by default.
- The layer capacity is matched with the input connector capacity. If the specification of the connected input source is lower than the connector capacity, the latter shall prevail.

  For example, an input source with the resolution of 1080p is connected to an HDMI 2.0 connector, and use this connector to add a layer. The layer capacity is 4K instead of SL.
- Only the H_4xfiber input card supports input mosaic on a single card, while the mosaic source cannot be cropped.
- The backup relationship cannot be set for NDI or IPC sources.

Applications

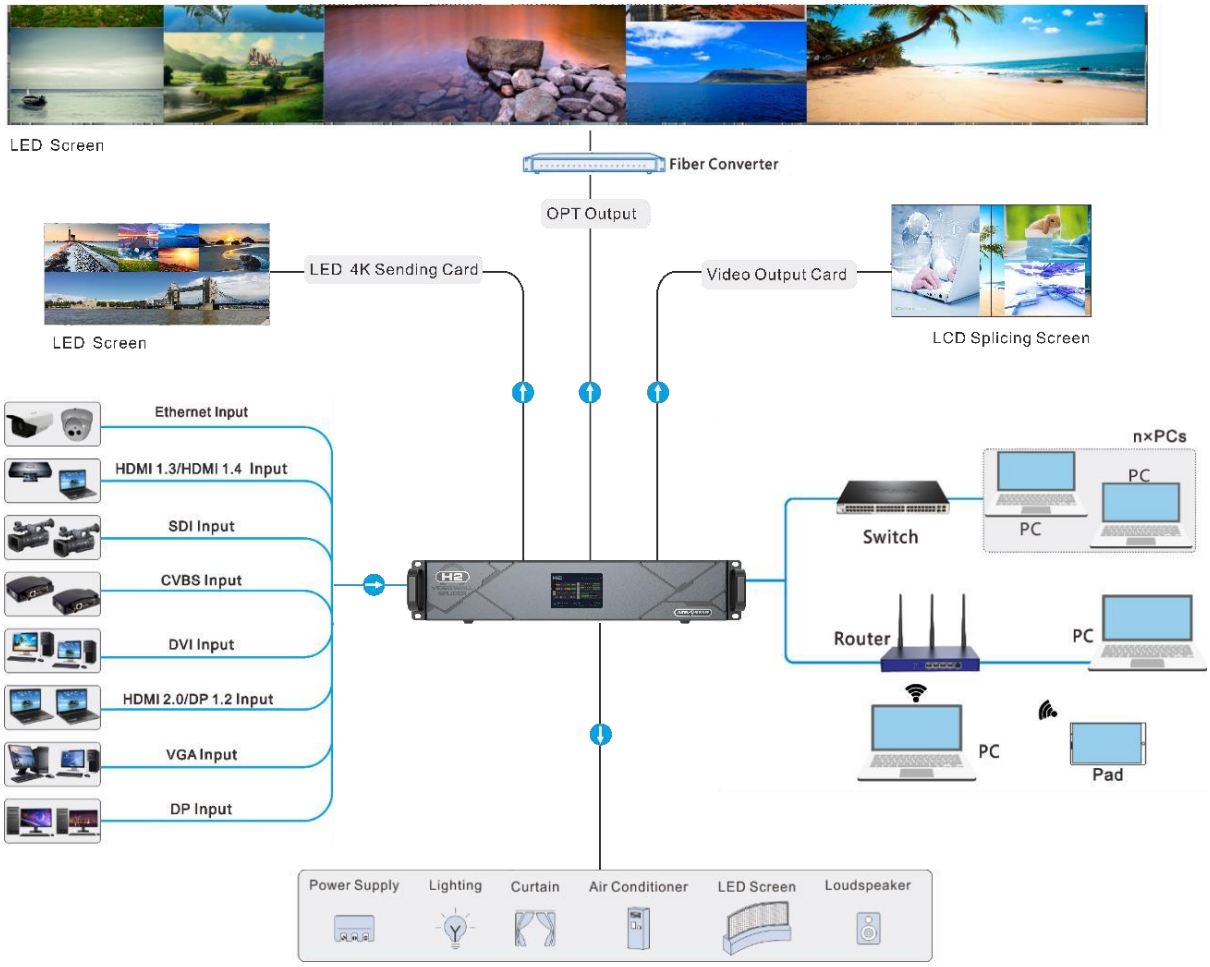

Dimensions

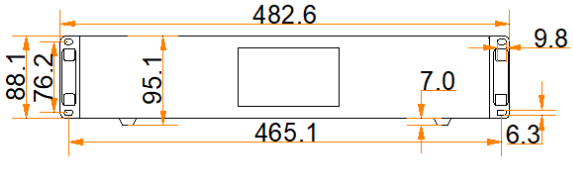



Tolerance: ±0.3 Unit: mm

Specifications

Model		H2
Rack Unit		2U
Max. Input Cards		4
Max. Input Channels		16
Max. Output Cards		2
Max. Output Channels		8
Max. Loading Capacity	**H_16xRJ45+2xfiber sending card**	20.8 million pixels
	H_20xRJ45 sending card	26 million pixels
	H_4xfiber sending card	41.6 million pixels
Max. Layers		32
Electrical Specifications	**Power connector**	100–240V~, 50/60Hz, 4.0A
	Power consumption	210 W
Operating Environment	**Temperature**	0°C to 45°C
	Humidity	0% RH to 80% RH, non-condensing
Storage Environment	**Temperature**	–10°C to +60°C
	Humidity	0% RH to 95% RH, non-condensing
Physical Specifications	**Dimensions**	482.6 mm × 529.8 mm × 88.1 mm
	Net weight	11 kg (chassis)
	Gross weight	12.2 kg (chassis)
Noise Level (typical at 25°C /77°F)		＜45 dB (A)
Packing Information	**Packing box**	660 mm × 570 mm × 210 mm
	Accessories	1x Power cord 1x RJ45 Ethernet cable 1x Grounding cable 1x HDMI cable 1x Quick Start Guide 1x Certificate of Approval 1x Safety Manual

		1x Custom Letter

Video Source Features

Input Connector	Color Depth		Max. Input Resolution
ST 2110 (25G OPT port)	8-bit	RGB 4:4:4	4096×2160@60Hz
		YCbCr 4:4:4	
		YCbCr 4:2:2	
	10-bit	RGB 4:4:4	
		YCbCr 4:4:4	
		YCbCr 4:2:2	
HDMI 2.1	8-bit	RGB 4:4:4	8192×4320@30Hz
		YCbCr 4:4:4	
		YCbCr 4:2:2	
	10-bit	RGB 4:4:4	
		YCbCr 4:4:4	
		YCbCr 4:2:2	
HDMI 2.0	8-bit	RGB 4:4:4	4096×2160@60Hz 8192×1080@60Hz
		YCbCr 4:4:4	
		YCbCr 4:2:2	
	10-bit	RGB 4:4:4	4096×2160@30Hz 4096×1080@60Hz
		YCbCr 4:4:4	
		YCbCr 4:2:2	4096×2160@60Hz
DP 1.4	8-bit	RGB 4:4:4	7680×4320@30Hz
		YCbCr 4:4:4	
		YCbCr 4:2:2	8192×4320@30Hz
	10-bit	RGB 4:4:4	7680×4320@24Hz
		YCbCr 4:4:4	
		YCbCr 4:2:2	8192×4320@30Hz
DP 1.2	8-bit	RGB 4:4:4	4096×2160@60Hz 8192×1080@60Hz
		YCbCr 4:4:4	
		YCbCr 4:2:2	

	10-bit	RGB 4:4:4	4096×2160@30Hz 4096×1080@60Hz
		YCbCr 4:4:4	
		YCbCr 4:2:2	4096×2160@60Hz
HDMI 1.4 DP 1.1	8-bit	RGB 4:4:4	4096×1080@60Hz
		YCbCr 4:4:4	
		YCbCr 4:2:2	
	10-bit	RGB 4:4:4	2048×1152@60Hz
		YCbCr 4:4:4	
		YCbCr 4:2:2	4096×1080@60Hz
HDMI 1.3	8-bit	RGB 4:4:4	2048×1152@60Hz
		YCbCr 4:4:4	
		YCbCr 4:2:2	
	10-bit	RGB 4:4:4	2048×1152@60Hz
		YCbCr 4:4:4	
		YCbCr 4:2:2	
NDI	8-bit	YCbCr 4:4:4	4096×2160@60Hz
		YCbCr 4:4:0	
SL-DVI	8-bit	RGB 4:4:4	2048×1152@60Hz
DL-DVI	8-bit	RGB 4:4:4	3840×1080@60Hz
VGA CVBS	-	RGB 4:4:4	1920×1080@60Hz
3G-SDI	• Supports up to 1920×1080@60Hz video inputs. • Input resolution and bit depth settings are not allowed. • Supports ST-424 (3G) and ST-292 (HD).		
12G-SDI	• Supports up to 4096×2160@60Hz video inputs. • Input resolution and bit depth settings are not allowed. • Supports ST-2082-1 (12G), ST-2081-1 (6G), ST-424 (3G) and ST-292 (HD).		

Notes and Cautions

Notes For Battery

- The battery is not intended to be replaced.
- Disposal of a battery into fire or a hot oven, or mechanically crushing or cutting of a battery can result in an explosion.
- Leaving a battery in an extremely high temperature surrounding environment can result in an explosion or the leakage of flammable liquid or gas.

- A battery subjected to extremely low air pressure may result in an explosion or the leakage of flammable liquid or gas.

Notes for Installation

When the product needs to be installed on the rack, 8 screws at least M5*8 should be used to fix it. The rack for installation shall bear at least four times the total weight of the mounted equipment.

A. Elevated Operating Ambient - If installed in a closed or multi-unit rack assembly, the operating ambient temperature of the rack environment may be greater than room ambient. Therefore, consideration should be given to installing the equipment in an environment compatible with the maximum ambient temperature (Tma) specified by the manufacturer.

B. Reduced Air Flow - Installation of the equipment in a rack should be such that the amount of air flow required for safe operation of the equipment is not compromised.

C. Mechanical Loading - Mounting of the equipment in the rack should be such that a hazardous condition is not achieved due to uneven mechanical loading.

D. Circuit Overloading - Consideration should be given to the connection of the equipment to the supply circuit and the effect that overloading of the circuits might have on overcurrent protection and supply wiring. Appropriate consideration of equipment nameplate ratings should be used when addressing this concern.

E. Reliable Earthing - Reliable earthing of rack-mounted equipment should be maintained. Particular attention should be given to supply connections other than direct connections to the branch circuit (e.g. use of power strips).

FCC Caution

Any changes or modifications not expressly approved by the party responsible for compliance could void the user's authority to operate the equipment.

This device complies with part 15 of the FCC Rules. Operation is subject to the following two conditions: (1) This device may not cause harmful interference, and (2) this device must accept any interference received, including interference that may cause undesired operation.

Note: This equipment has been tested and found to comply with the limits for a Class A digital device, pursuant to part 15 of the FCC Rules. These limits are designed to provide reasonable protection against harmful interference when the equipment is operated in a commercial environment. This equipment generates, uses, and can radiate radio frequency energy and, if not installed and used in accordance with the instruction manual, may cause harmful interference to radio communications. Operation of this equipment in a residential area is likely to cause harmful interference in which case the user will be required to correct the interference at his own expense.

Others

- This is Class A product. In a domestic environment, this product may cause radio interference in which case the user may be required to take adequate measures.
- Please read the specifications thoroughly and use the product in accordance with the requirements. If you have any questions about the specifications, please contact us immediately. If you use the product improperly, not following the requirements, or for illegal purposes, you shall be solely responsible for any consequences arising therefrom.

Maxtell
LED Display Company

Contact Information :

Jaipur Address

257, Malviya Apartment,
Nr. BJP Office Sardar Patel Marg,
C-Scheme, Jaipur, Rajasthan, 302001, India

Mumbai Address

Shop No. 10, 1/1 M.G. Suman Nagar, Opposite Vijay Sales,
Sion Trombay Road, Chembur, Mumbai – 400071

Phone

Jaipur Office - 0141 4012271
Mumbai Office - +91 92570 32390

Email

info@maxtellindia.com
sales@maxtellindia.com